



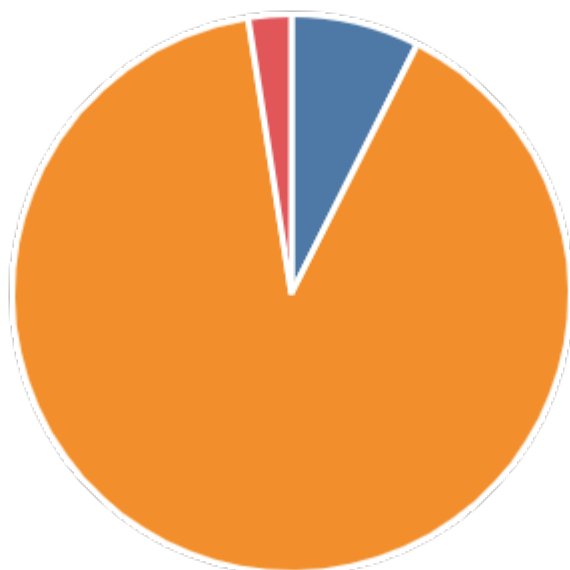


Statistics: Feedback survey for the European Citizens' Panel on Virtual Worlds





Have you ever participated in a citizen participation process before?

		Answers	Ratio
Yes		9	7.2 %
No		109	87.2 %
I don't know		3	2.4 %
No Answer		4	3.2 %

 Yes No I don't know








Are you overall satisfied with the Citizens' Panel?

		Answers	Ratio
Yes, totally		83	66.4 %
Yes, somewhat		36	28.8 %
Not really		2	1.6 %
No, not at all		0	0 %
I don't know		0	0 %
No Answer		4	3.2 %










Do you think that you had enough time during the sessions to discuss the topic and develop ideas?

		Answers	Ratio
Yes, totally		58	46.4 %
Yes, somewhat		46	36.8 %
Not really		14	11.2 %
No, not at all		2	1.6 %
I don't know		0	0 %
No Answer		5	4 %







What do you think about the balance between time spent in plenaries and time spent in working groups?

		Answers	Ratio
I would have preferred to spend more time in Plenary		12	9.6 %
I would have preferred to spend more time in working groups		37	29.6 %
It was exactly the right balance		72	57.6 %
No Answer		4	3.2 %

-  I would have preferred to spend m...
-  I would have preferred to spend m...
-  It was exactly the right balance

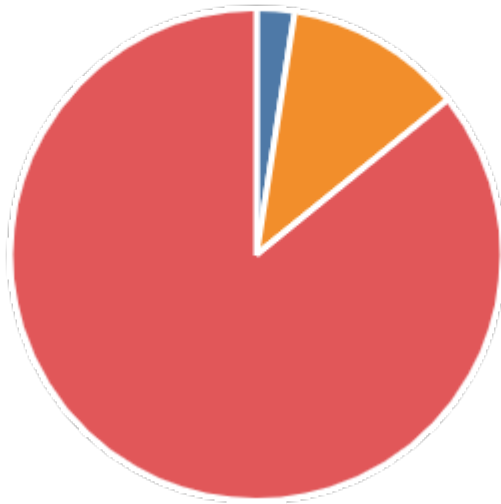


What do you think about the overall number of citizens? (150)

		Answers	Ratio
It was too high		3	2.4 %
It was too low		14	11.2 %
It was exactly right		103	82.4 %
No Answer		5	4 %

It was too high
 It was too low

 It was exactly right



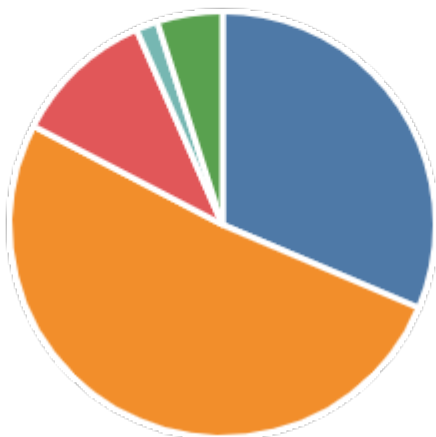
Do you think that the Citizens' Panel represented the whole society?

		Answers	Ratio
Yes, totally		38	30.4 %
Yes, somewhat		62	49.6 %
Not really		13	10.4 %
No, not at all		2	1.6 %
I don't know		6	4.8 %
No Answer		4	3.2 %

Yes, totally
 Yes, somewhat

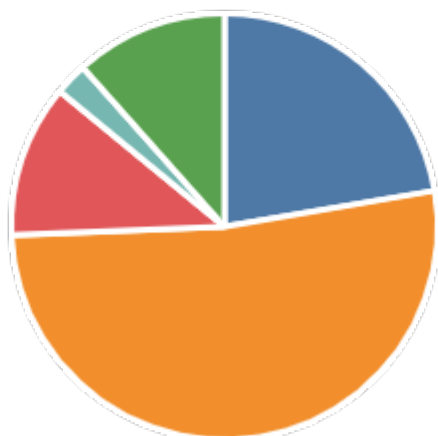
 Not really
 No, not at all

 I don't know



Do you believe that the recommendations of the Citizens' Panel will have an impact?






		Answers	Ratio
Yes, totally		27	21.6 %
Yes, somewhat		63	50.4 %
Not really		14	11.2 %
No, not at all		3	2.4 %
I don't know		14	11.2 %
No Answer		4	3.2 %









The information kit received before the first session : The information kit was easy to understand.

		Answers	Ratio
I strongly agree		70	56 %
I somewhat agree		41	32.8 %
I neither agree nor disagree		4	3.2 %
I somewhat disagree		3	2.4 %
I strongly disagree		1	0.8 %
No Answer		6	4.8 %

The information kit received before the first session : The information kit was well-balanced.

		Answers	Ratio
I strongly agree		51	40.8 %
I somewhat agree		57	45.6 %
I neither agree nor disagree		3	2.4 %
I somewhat disagree		5	4 %
I strongly disagree		0	0 %
No Answer		9	7.2 %







The information kit received before the first session : The information kit was useful for the preparation of the session.

		Answers	Ratio
I strongly agree		62	49.6 %
I somewhat agree		36	28.8 %
I neither agree nor disagree		18	14.4 %
I somewhat disagree		2	1.6 %
I strongly disagree		2	1.6 %
No Answer		5	4 %






-  I strongly agree
-  I somewhat agree
-  I neither agree nor disagree
-  I somewhat disagree
-  I strongly disagree









The input of the speakers during the three sessions : The input of the speakers was easy to understand.

		Answers	Ratio
I strongly agree		58	46.4 %
I somewhat agree		51	40.8 %
I neither agree nor disagree		5	4 %
I somewhat disagree		3	2.4 %
I strongly disagree		1	0.8 %
No Answer		7	5.6 %

The input of the speakers during the three sessions : The input of the speakers was well-balanced.

		Answers	Ratio
I strongly agree		58	46.4 %
I somewhat agree		40	32 %
I neither agree nor disagree		13	10.4 %
I somewhat disagree		4	3.2 %
I strongly disagree		0	0 %
No Answer		10	8 %

The input of the speakers during the three sessions : The input of the speakers was useful for the working group discussions.

		Answers	Ratio
I strongly agree		63	50.4 %
I somewhat agree		34	27.2 %
I neither agree nor disagree		12	9.6 %
I somewhat disagree		7	5.6 %
I strongly disagree		3	2.4 %
No Answer		6	4.8 %








The answers to the fact-checking questions during the sessions : The answers to the fact-checking questions were easy to understand.

		Answers	Ratio
I strongly agree	<div style="width: 33.6%; background-color: #1f497d; height: 10px;"></div>	42	33.6 %
I somewhat agree	<div style="width: 44.8%; background-color: #1f497d; height: 10px;"></div>	56	44.8 %
I neither agree nor disagree	<div style="width: 11.2%; background-color: #1f497d; height: 10px;"></div>	14	11.2 %
I somewhat disagree	<div style="width: 4%; background-color: #1f497d; height: 10px;"></div>	5	4 %
I strongly disagree	<div style="width: 0.8%; background-color: #1f497d; height: 10px;"></div>	1	0.8 %
No Answer	<div style="width: 5.6%; background-color: #1f497d; height: 10px;"></div>	7	5.6 %

The answers to the fact-checking questions during the sessions : The answers to the fact-checking questions were well-balanced.





		Answers	Ratio
I strongly agree	<div style="width: 32%; background-color: #1f497d; height: 10px;"></div>	40	32 %
I somewhat agree	<div style="width: 44%; background-color: #1f497d; height: 10px;"></div>	55	44 %
I neither agree nor disagree	<div style="width: 12.8%; background-color: #1f497d; height: 10px;"></div>	16	12.8 %
I somewhat disagree	<div style="width: 3.2%; background-color: #1f497d; height: 10px;"></div>	4	3.2 %
I strongly disagree	<div style="width: 0.8%; background-color: #1f497d; height: 10px;"></div>	1	0.8 %
No Answer	<div style="width: 7.2%; background-color: #1f497d; height: 10px;"></div>	9	7.2 %

The answers to the fact-checking questions during the sessions : The answers to the fact-checking questions were useful for progressing in the discussions.






		Answers	Ratio
I strongly agree		42	33.6 %
I somewhat agree		58	46.4 %
I neither agree nor disagree		17	13.6 %
I somewhat disagree		0	0 %
I strongly disagree		1	0.8 %
No Answer		7	5.6 %








The discussions in the working group : In the working group, I felt very respected.

		Answers	Ratio
I strongly agree		104	83.2 %
I somewhat agree		11	8.8 %
I neither agree nor disagree		3	2.4 %
I somewhat disagree		0	0 %
I strongly disagree		0	0 %
No Answer		7	5.6 %






The discussions in the working group : In the working group, I have learned a lot.

		Answers	Ratio
I strongly agree		78	62.4 %
I somewhat agree		31	24.8 %
I neither agree nor disagree		7	5.6 %
I somewhat disagree		3	2.4 %
I strongly disagree		0	0 %
No Answer		6	4.8 %

The discussions in the working group : In the working group discussions, my opinion made a difference.

		Answers	Ratio
I strongly agree		67	53.6 %
I somewhat agree		32	25.6 %
I neither agree nor disagree		16	12.8 %
I somewhat disagree		2	1.6 %
I strongly disagree		0	0 %
No Answer		8	6.4 %

The discussions in the working group : In the working group, I've had an influence on the recommendations.

		Answers	Ratio
I strongly agree		75	60 %
I somewhat agree		26	20.8 %
I neither agree nor disagree		12	9.6 %
I somewhat disagree		2	1.6 %
I strongly disagree		0	0 %
No Answer		10	8 %








The facilitator of my working group : The facilitator of my working group was fair.

		Answers	Ratio
I strongly agree	<div style="width: 85.6%; background-color: #1f4e79; height: 10px;"></div>	107	85.6 %
I somewhat agree	<div style="width: 7.2%; background-color: #1f4e79; height: 10px;"></div>	9	7.2 %
I neither agree nor disagree	<div style="width: 2.4%; background-color: #1f4e79; height: 10px;"></div>	3	2.4 %
I somewhat disagree		0	0 %
I strongly disagree		0	0 %
No Answer	<div style="width: 4.8%; background-color: #1f4e79; height: 10px;"></div>	6	4.8 %





The facilitator of my working group : The facilitator of my working group was neutral.

		Answers	Ratio
I strongly agree	<div style="width: 72.8%; background-color: #1f4e79; height: 10px;"></div>	91	72.8 %
I somewhat agree	<div style="width: 14.4%; background-color: #1f4e79; height: 10px;"></div>	18	14.4 %
I neither agree nor disagree	<div style="width: 7.2%; background-color: #1f4e79; height: 10px;"></div>	9	7.2 %
I somewhat disagree	<div style="width: 0.8%; background-color: #1f4e79; height: 10px;"></div>	1	0.8 %
I strongly disagree		0	0 %
No Answer	<div style="width: 4.8%; background-color: #1f4e79; height: 10px;"></div>	6	4.8 %

The facilitator of my working group : The facilitator of my working group was helpful.

		Answers	Ratio
I strongly agree		102	81.6 %
I somewhat agree		13	10.4 %
I neither agree nor disagree		4	3.2 %
I somewhat disagree		1	0.8 %
I strongly disagree		0	0 %
No Answer		5	4 %







The facilitator of my working group : The facilitator of my working group made sure that everyone had a say.

		Answers	Ratio
I strongly agree		103	82.4 %
I somewhat agree		13	10.4 %
I neither agree nor disagree		3	2.4 %
I somewhat disagree		0	0 %
I strongly disagree		0	0 %
No Answer		6	4.8 %






-  I strongly agree
-  I somewhat agree
-  I neither agree nor disagree
-  I somewhat disagree
-  I strongly disagree









The other citizens in my working group : The other citizens expressed views that were different from my own views.

		Answers	Ratio
I strongly agree		42	33.6 %
I somewhat agree		57	45.6 %
I neither agree nor disagree		15	12 %
I somewhat disagree		3	2.4 %
I strongly disagree		2	1.6 %
No Answer		6	4.8 %

The other citizens in my working group : The other citizens provided good arguments for their opinions.

		Answers	Ratio
I strongly agree		69	55.2 %
I somewhat agree		38	30.4 %
I neither agree nor disagree		12	9.6 %
I somewhat disagree		0	0 %
I strongly disagree		1	0.8 %
No Answer		5	4 %

The other citizens in my working group : The other citizens were willing to find compromise.

		Answers	Ratio
I strongly agree		74	59.2 %
I somewhat agree		33	26.4 %
I neither agree nor disagree		8	6.4 %
I somewhat disagree		2	1.6 %
I strongly disagree		2	1.6 %
No Answer		6	4.8 %

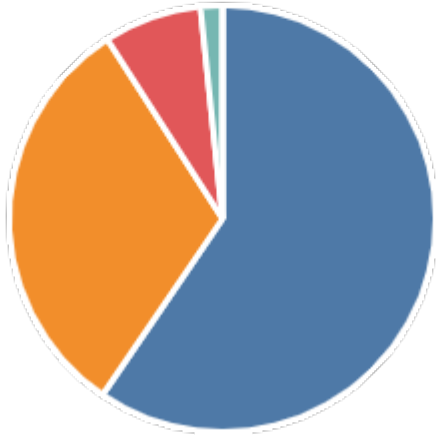
The other citizens in my working group : The other citizens all had a similarly strong influence on the recommendations.

		Answers	Ratio
I strongly agree		66	52.8 %
I somewhat agree		30	24 %
I neither agree nor disagree		18	14.4 %
I somewhat disagree		5	4 %
I strongly disagree		0	0 %
No Answer		6	4.8 %



Has your knowledge about virtual worlds increased during the Citizens' Panel?

		Answers	Ratio
Yes, totally		72	57.6 %
Yes, somewhat		38	30.4 %
Not really		9	7.2 %
No, not at all		2	1.6 %
I don't know		0	0 %
No Answer		4	3.2 %



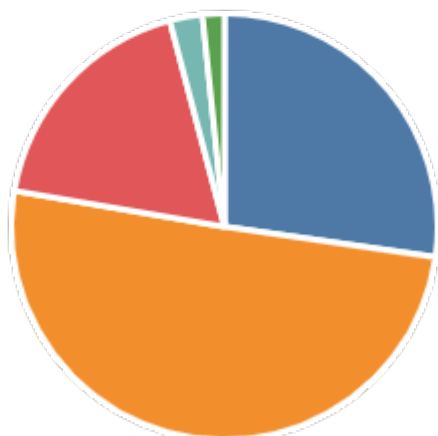
Has your opinion towards the metaverses and virtual worlds changed during the Citizens' Panel?

		Answers	Ratio
Yes, totally	■	36	28.8 %
Yes, somewhat	■	45	36 %
Not really	■	35	28 %
No, not at all	■	4	3.2 %
I don't know	■	1	0.8 %
No Answer	■	4	3.2 %



Do you now feel more competent in political matters than before the Citizens' Panel?





		Answers	Ratio
Yes, totally		33	26.4 %
Yes, somewhat		61	48.8 %
Not really		22	17.6 %
No, not at all		3	2.4 %
I don't know		2	1.6 %
No Answer		4	3.2 %


























Has your view on the European Union changed during the Citizens' Panel?

		Answers	Ratio
Yes, it has become more positive		88	70.4 %
Yes, it has become more negative		2	1.6 %
No, it has remained the same		28	22.4 %
I don't know		3	2.4 %
No Answer		4	3.2 %

What is your gender?

		Answers	Ratio
Male		58	46.4 %
Female		62	49.6 %
Other		1	0.8 %
No Answer		4	3.2 %

How many years of full-time education have you completed?

		Answers	Ratio
1		0	0 %
2		2	1.6 %
3		0	0 %
4		2	1.6 %
5		1	0.8 %
6		1	0.8 %
7		2	1.6 %
8		2	1.6 %
9		0	0 %
10		3	2.4 %
11		3	2.4 %
12		24	19.2 %
13		10	8 %
14		3	2.4 %
15		5	4 %
16		10	8 %
17		12	9.6 %
18		16	12.8 %
19		4	3.2 %
20		7	5.6 %
21		5	4 %
22		1	0.8 %
23		1	0.8 %
24		1	0.8 %
25		1	0.8 %
No Answer		9	7.2 %